



Guía de trabajo Matemática

1) Completa la secuencia de números hasta llegar a 40.

1	2	3	4						10
11					16				
	22						28		
			34						

2) Completa la cuncuna de manera ascendente o descendente, según corresponda:

a)

b)

c)

d)



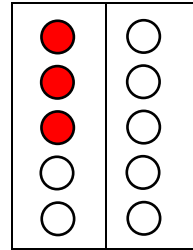
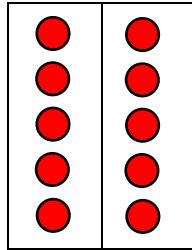
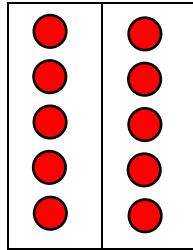
3) Encierra en grupos de 10 y escribe la cantidad que corresponda:

			28

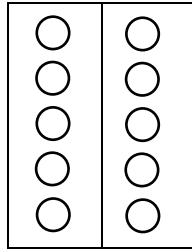
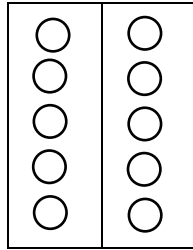


4) Pinta la ficha según corresponda:

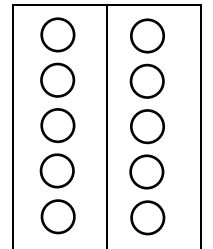
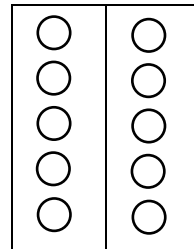
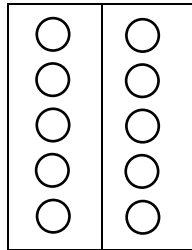
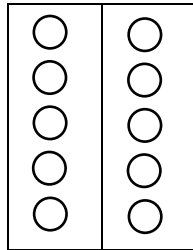
a) 23




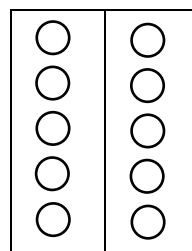
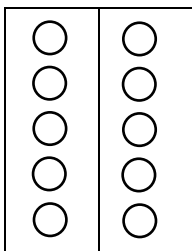

b) 18



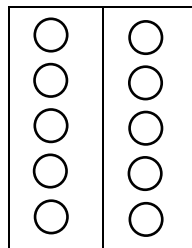
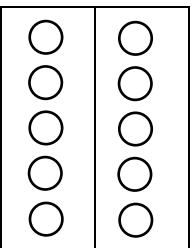

c) 32



d) 35



e) 29





5) Completa los diagramas con la estrategia parte-parte-todo:

26	<pre>graph LR; A[26] --- B[20]; A --- C[6]</pre>
19	<pre>graph LR; A[19] --- B[]; A --- C[]</pre>
33	<pre>graph LR; A[33] --- B[]; A --- C[]</pre>
20	<pre>graph LR; A[20] --- B[]; A --- C[]</pre>
17	<pre>graph LR; A[17] --- B[]; A --- C[]</pre>
38	<pre>graph LR; A[38] --- B[]; A --- C[]</pre>
21	<pre>graph LR; A[21] --- B[]; A --- C[]</pre>